

A woman in a red bikini is standing in a well-lit closet, holding a smartphone. The closet is filled with various items, including handbags on shelves and clothes hanging on racks. The scene is dimly lit, with the primary light source coming from the phone's screen.

# The AI Desi Prompt Playbook

Battle-tested prompt tricks for generating AI Indian characters. Real prompts, real results, zero fluff.

by Demurga

## GETTING STARTED

### How to use this guide

- 1 Go to [ImageFX](https://labs.google/flux/tools/image-1x) at [labs.google/flux/tools/image-1x](https://labs.google/flux/tools/image-1x) (free) or use Google Flow for more control.
- 2 Pick a prompt from this guide. Copy the full text from the dark box.
- 3 Paste it into the prompt field and hit generate.
- 4 Tweak. Change age, clothing, setting, or mood to fit your vision.
- 5 Generate 3-4 variations. Pick the best. Small word changes make big differences.

**Pro tip:** If results look too young, add "late 30s" or "early 40s" as the age

TOOLS

## Google Flow + ImageFX

Both from Google Labs. Free to start. Here's when to use each.

### ImageFX

Free. Fast. Best starting point. Text-to-image at [labs.google/ix](https://labs.google/ix)

### Google Flow

Pro tool. Image + video. More control. 100 free credits.

### Flow Free Tier

100 credits free, 50 daily. Enough to test all prompts here.

### Flow AI Pro

\$19.99/mo, 1,000 credits, 1080p upscaling. Worth it if you scale.

Start with **ImageFX** to test prompts fast. Move to Flow when you need refinement, upscaling, or video.

DEMYRDE

3 / 30

FRAMEWORK

## The prompt formula that works

Every prompt in this guide follows this battle-tested structure:

THE FORMULA

```
[Size/shape stack] [Age signal] [Ethnicity] [Wealth/status]
[Gender] with [body details]. [Hair modifier.] wearing a
[Clothing]. [Action/pose]. [Setting]. [Camera angle]
```

**Order matters.** AI models weight earlier words more heavily. Build the person first (body, age, ethnicity), then dress them, then place them in a

TRICK #1

## Adjective stacking

The most powerful trick in this guide. AI models assign weight by repetition. Stack synonyms to force the output you want.

**Repeat the key word.** "Fat" appears **twice** in every prompt below. The model sees it 2x and cranks the dial.

**Add synonyms.** "Chubby" covers a different embedding than "Fat". Both push toward large body. Together they're unstoppable.

**Lead with an intensifier.** "Very Fat" (not just "Fat") pushes the model toward the extreme end of the distribution.

**Stack age signals.** "old" + "older" + "Middle Aged" = the model cannot misinterpret the age.

**Why this works:** Image models parse prompts as weighted tokens. Repeating "Fat" 2x + "Chubby" gives the concept 3x weight. This overpowers default priors (like "Bikini" = young/slim).

DEMILOVE

5 / 30

TRICK #2

## Period-delimited structure

Use periods, not commas, to separate prompt sections. Each sentence becomes a discrete instruction.

**WEAK (COMMAS)**

Fat Indian woman, wearing a bikini, mirror selfie, simple modern bathroom

**STRONG (PERIODS)**

Very Fat Chubby Fat old Indian Rich Middle Aged woman. Wearing a Black Bikini one piece. Mirror Selfie. Simple Modern Bathroom.

**Each sentence = one instruction.** The model processes them independently. No attribute blending.

**Subject sentence first.** Build the entire person in sentence 1 before anything else exists.

**Clothing gets its own sentence.** "Wearing a [item]." Simple, direct, no ambiguity.

**Action + setting = one or two sentences.** "Cooking in her modern penthouse apartment." Done.

### TRICK #3

## Possessive anchoring + specificity

Small word choices that make a big difference in output consistency.

**Use "her" for settings.** "Her modern penthouse apartment" (not "a penthouse apartment"). The possessive anchors ownership and implies a coherent lifestyle. The model builds a character who belongs there.

**Name the clothing exactly.** "Black Bikini one piece" (not "a stylish black bikini"). Concrete items render better than abstract qualities. The model knows what a "one piece" is. It doesn't know what "elegant" looks like on your specific character.

**Wealth signal twice.** "Rich" in the subject + "penthouse" in the setting. Two different tokens pointing at the same concept. The model commits to the aesthetic.

**Camera cues go last.** "Mirror Selfie" and "Side View" are appended as final fragments. They influence the composition pass, not the character build.

**Avoid vague adjectives.** "Beautiful", "gorgeous", "elegant" cause the AI to over-smooth. Describe **what** you see, not how you feel about it.

DEMYRORSE

3 / 30

### REFERENCE

## Keywords for accurate Indian faces

Include these to prevent the AI from defaulting to generic or East Asian features.

**Skin:** "warm brown skin", "deep golden undertones", "olive-toned brown skin"

**Features:** "South Asian features", "Indian facial structure", "slightly prominent nose bridge"

**Hair:** "thick black hair", "dark brown hair with natural wave"

**Eyes:** "dark brown almond-shaped eyes", "large dark eyes", "kohl-rimmed eyes"

**Age:** "late 30s", "early 40s", "mid 40s" (use specific decades, not "mature")



REFERENCE

## Lighting keywords cheat sheet


**Soft flattering:** "window light", "overcast daylight", "soft diffused lighting"

**Dramatic:** "Rembrandt lighting", "side lighting", "chiaroscuro"

**Warm glow:** "golden hour", "candlelight", "warm tungsten"

**Clean/modern:** "ring light", "beauty dish", "even studio lighting"

**Cinematic:** "volumetric light", "backlit with rim light", "cinematic color grading"



**Realism trick:** Add "pores visible" and "natural skin texture" to any portrait prompt. It stops the AI from making plastic-looking skin.

DEMYRORSE

9 / 30

TRICK #4

## Two body type formulas

Same structure, different results. Swap the subject line, keep everything else.

**PLUS-SIZE FORMULA**

Very Fat Tall Chubby Fat  
older Indian Rich Middle Aged  
woman with large Cup size.

**CURVES FORMULA**

Tall Indian Middle Aged woman  
with curves and large Cup  
size.

**Plus-size:** Triple-stacked adjectives ("Very Fat" + "Chubby" + "Fat") force the model toward a large body. The word "older" prevents youth drift.

**Curves:** "with curves" is softer. No adjective stacking needed. The model interprets this as hourglass, not plus-size.



**Key takeaway:** The first sentence is your control knob. Change only the subject line to get a completely different body type while keeping the same

TRICK #6

## Clothing layering

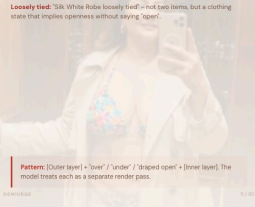
Layering two clothing items in one sentence adds visual depth and controls how much skin shows.

**Outer over inner:** "Oversized Black Blazer over a Black Bikini" – the model renders the blazer open, bikini visible underneath.

**Coat draped open:** "Fur Coat draped open over a Black Bikini" – "draped open" is a posture cue baked into the clothing description.

**Trench coat trick:** "String Bikini under an open Trench Coat" – the word "under" reverses the layer order but the model still gets it right.

**Loosely tied:** "Silk White Robe loosely tied" – not two items, but a clothing state that implies openness without saying "open".



**Pattern:** [Outer layer] + "over" / "under" / "draped open" + [Inner layer]. The model treats each as a separate render pass.

DEMYRIDE

8 / 20

TRICK #6

## Time-of-day as mood control

Lighting isn't just brightness. The time of day changes the entire mood of the image.

**Morning:** "Morning sunlight streaming in" – bright, clear, fresh.


**Afternoon:** "Backlit by afternoon sun" – warm, golden, relaxed.

**Golden hour:** "Sunset golden hour light" – dramatic, warm rim lighting.

**Evening:** "City lights through the window" – moody, intimate.

**Night:** "Neon city lights" – cinematic, high contrast.

**Candlelit:** "Candlelight around the room" – warm, low-key, dramatic shadows.



**Always specify time + direction.** "Morning sunlight streaming in" is stronger than "bright lighting". The model needs both the **when** and the

#### TRICK #7

## Props sell the scene

A single prop turns a person standing in a room into a story. The model uses props to figure out posture, hand position, and facial expression.

**Drink in hand:** "Cocktail on the side table", "Wine glass in hand", "Coffee cup nearby", "Holding a cup of chai" - each drink implies a different time, setting, and energy.

**Activity props:** "Holding dumbbells", "Holding a paintbrush", "Holding a wine bottle" - props force specific hand positions and body angles.

**Furniture as pose:** "Reclining on a sun lounger", "Curled up on an oversized white couch", "Sitting in the back seat" - furniture tells the model the body position.

**Textural details:** "Steam rising", "Water droplets on skin", "Slightly sweaty" - physical states that the model renders as texture effects.

**Background props:** "Shopping bags from luxury brands scattered on the floor", "Unmade bed behind her", "Turmeric and marigold stalls in background" - background props fill empty space and add context.



**Rule of thumb:** At least one prop per scene. The model uses it to anchor the character's hands and gaze. No props = awkward floating hands.

GENMUDGE

13 / 30

#### MIRROR SELFIE

## Bathroom Mirror Selfie





#### PROMPT

Very Fat Tall Chubby Fat old Indian Rich Middle Aged woman with large Cup size, Wearing a Black Bikini one piece, Mirror Selfie, Simple Modern Bathroom

MIRROR SELFIE

Bathroom Mirror + Long Hair



PROMPT

Very Fat Tall Chubby Fat old Indian Rich Middle Aged woman with large Cup size, Long hair, Wearing a Black Bikini one piece, Mirror Selfie, Simple Modern Bathroom



*One word change ("Long hair") = completely different character. This is why you generate variations.*

SDXL/2.1

15 / 30

LIFESTYLE SCENE

Cigar on the Balcony




PROMPT

Very Fat Tall Chubby Fat older Indian Rich Middle Aged woman with large Cup size, Wearing a Strap Bikini, Smoking a Cigar, Looking outside in the balcony of her modern penthouse apartment.

LIFESTYLE SCENE

### Cooking in the Penthouse



PROMPT

Very Fat Chubby Fat older Indian Rich Middle Aged woman with large Cup size, Wearing a Golden String Bikini, Cooking in her modern penthouse apartment

*Same subject formula, different action and clothing. Swap "Black Bikini one piece" for "Golden String Bikini" and "Mirror Selfie" for "Cooking" = entirely new scene.*

SDXL/2.0

31 / 30

LIFESTYLE SCENE

### Cooking + Side View




PROMPT

Very Fat Chubby Fat older Indian Rich Middle Aged woman with large Cup size, Wearing a Golden String Bikini, Cooking in her modern penthouse apartment, Side View

LIFESTYLE SCENE

### Walk-in Closet Mirror Selfie



PROMPT

Very Fat Tall Chubby Fat older Indian Rich Middle Aged woman with large Cup size, Wearing a Bikini, Standing in front of a full-length mirror inside a luxury walk-in closet. Racks of designer clothes and handbags visible behind her, Mirror selfie pose, Soft warm lighting.

*The setting does heavy lifting here. "Luxury walk-in closet" + "Racks of designer clothes" Builds an entire scene without a single lighting or camera keyword.*

SDXL/2.0

18 / 20

LIFESTYLE SCENE

### Bedroom Button-Down



PROMPT

Very Fat Tall Chubby Fat older Indian Rich Middle Aged woman with large Cup size, Wearing only an Oversized White Button-Down Shirt unbuttoned halfway, Bedroom mirror selfie, Messy morning hair, Bare feet on hardwood floor, Sunlight through sheer curtains, Unmade bed behind her.

LIFESTYLE SCENE

Sheer Curtains / Backlit



PROMPT

Very Fat Tall Chubby Fat older Indian Rich Middle Aged woman with large Cup size. Standing behind sheer white curtains in a penthouse bedroom. Wearing a White Lace Bodysuit Bikini. Silhouette visible through the fabric. Backlit by afternoon sun. One hand reaching through the curtain.

*"Silhouette visible through the fabric" tells the model how to render the transparency. "Backlit by afternoon sun" sets both the lighting direction and the time of day.*

SDXL/2.0

21 / 30

LIFESTYLE SCENE

Shower Steam / Open Door



PROMPT

Very Fat Tall Chubby Fat older Indian Rich Middle Aged woman with large Cup size. Standing in an open-door shower. Water running down. Steam escaping into the bedroom through the open glass door. Towel barely hanging on one shoulder. Penthouse bathroom. Moody warm lighting.

*"Open-door shower" frames the composition. "Steam escaping into the bedroom"*

LIFESTYLE SCENE

### Silk Robe Kitchen Breakfast



PROMPT

Very Fat Tall Chubby Fat older Indian Rich Middle Aged woman with large Cup size. Wearing a Silk White Robe loosely tied. Eating breakfast at a marble kitchen island. Morning sunlight streaming in. Coffee cup nearby. Minimal modern kitchen.

*"Loosely tied" is a clothing state, not a static item. It tells the model the robe is open/draped, not cinched tight. Small detail, big visual difference.*

SDXL/2.0

33 / 30

LIFESTYLE SCENE

### Silk Robe Standing





PROMPT

Very Fat Tall Chubby Fat older Indian Rich Middle Aged woman with large Cup size. Wearing a Silk White Robe loosely tied. Eating breakfast standing. Morning sunlight streaming in. Coffee cup nearby. Minimal modern kitchen.

*Same prompt as previous, but "eating breakfast standing" instead of "at a marble kitchen*

LIFESTYLE SCENE

### Gym Mirror Workout



PROMPT

Very Fat Tall Chubby Fat older Indian Rich Middle Aged woman with large Cup size. Wearing a Tight Black Sports Bikini Top and Low Waist Leggings. Mid-workout in a modern home gym. Gym Mirror Photo. Floor-to-ceiling windows with city view. Morning light. Slightly sweaty.

"Gym Mirror Photo" is a camera cue disguised as a genre. The model reads it as: phone camera, mirror angle, gym setting. "Slightly sweaty" adds a physical texture state.

SDXL/2.0

25 / 30

LIFESTYLE SCENE

### Morning Sunlight Matching Set




PROMPT

Very Fat Tall Chubby Fat older Indian Rich Middle Aged woman with large Cup size. Wearing Matching Fitted Top and Leggings. Morning Sunlight. Mirror Selfie.

#### LIFESTYLE SCENE

### Elevator Mirror Trench Coat



#### PROMPT

Very Fat Tall Chubby Fat older Indian Rich Middle Aged woman with large Cup size. Wearing a String Bikini under an open Trench Coat. Mirror selfie inside a luxury penthouse elevator.

*Classic clothing layering trick: "String Bikini under an open Trench Coat". The word "under" reverses the layer order but the model renders both correctly. "Luxury penthouse elevator" sets a specific location with implicit wealth.*

SDXL/2.0

27 / 30

#### CHEAT SHEET

### Prompt building blocks

Mix and match from these categories. One from each = a complete prompt.

**Clothing:** Black Bikini / Red Bikini / White Bikini / Silk Robe / Evening Dress / Trench Coat / Blazer / Button-Down Shirt / Pajamas / Gold Sequin Dress

**Layering:** "over a Bikini" / "under an open Trench Coat" / "loosely tied" / "draped open" / "unbuttoned halfway" / "falling off one shoulder"

**Actions:** Reclining / Standing / Sitting / Cooking / Smoking / Holding [prop] / Looking outside / Eating / Floating / Posing

**Settings:** Penthouse balcony / Walk-in closet / Modern bathroom / Kitchen island / Rooftop pool / Home gym / Wine cellar / Staircase / Elevator / Art studio

**Time:** Morning sunlight / Afternoon sun / Golden hour / Evening lighting / Night time / Candlelit / TV screen glow

**Camera:** Mirror selfie / Side view / Profile view / Over-the-shoulder / Looking down at camera / Backlit silhouette

#### TROUBLESHOOTING

## When it goes wrong

Common problems and how to fix them.

**Face looks too young** Stack age signals: "old" + "older" + "Middle Aged". Never use just "mature".

**Body type wrong** You didn't stack enough. Repeat the key adjective 2-3x + add a synonym.

**Face looks East Asian** Add "South Asian features" + "warm brown skin" + "Indian facial structure" early in the prompt.

**Skin looks plastic** Add "pores visible" + "natural skin texture". Remove vague words like "beautiful".

**Clothing looks wrong** Be more specific: "Black Bikini one piece" not "a bikini". Name the exact item.

**Pose is boring** Add an action verb: "Smoking a Cigar", "Cooking", "Looking outside". Static prompts + static poses.

**Setting is generic** Use possessive anchoring: "Her modern penthouse" not "a penthouse". Add 2-3 specific details.

DEMURGE

25 / 30

#### THAT'S IT

## Now go generate.



Open [ImageFX](#) or [Google Flow](#).  
Paste a prompt. See what happens.  
Tweak, iterate, make it yours.

by [Demurge](#)





the 1990s, the number of people in the UK who are employed in the public sector has increased from 10.5 million to 12.5 million, and the number of people in the public sector who are employed in the health sector has increased from 2.5 million to 3.5 million (Department of Health 2000).

There are a number of reasons for the increase in the number of people employed in the public sector. One reason is that the public sector has become a major employer in the UK. Another reason is that the public sector has become a major employer in the health sector. A third reason is that the public sector has become a major employer in the education sector. A fourth reason is that the public sector has become a major employer in the social services sector.

The increase in the number of people employed in the public sector has led to a number of changes in the way that the public sector is organized. One change is that the public sector has become more decentralized. Another change is that the public sector has become more market-oriented. A third change is that the public sector has become more customer-oriented. A fourth change is that the public sector has become more performance-oriented.

The changes in the way that the public sector is organized have led to a number of challenges for the public sector. One challenge is that the public sector has become more complex. Another challenge is that the public sector has become more competitive. A third challenge is that the public sector has become more demanding. A fourth challenge is that the public sector has become more demanding.

The challenges that the public sector faces are a result of the changes in the way that the public sector is organized. The public sector must find ways to meet these challenges if it is to continue to provide the services that it is required to provide. The public sector must find ways to become more efficient, more effective, and more customer-oriented. The public sector must find ways to become more performance-oriented and more demanding.

The public sector must find ways to meet these challenges if it is to continue to provide the services that it is required to provide. The public sector must find ways to become more efficient, more effective, and more customer-oriented. The public sector must find ways to become more performance-oriented and more demanding.

The public sector must find ways to meet these challenges if it is to continue to provide the services that it is required to provide. The public sector must find ways to become more efficient, more effective, and more customer-oriented. The public sector must find ways to become more performance-oriented and more demanding.

The public sector must find ways to meet these challenges if it is to continue to provide the services that it is required to provide. The public sector must find ways to become more efficient, more effective, and more customer-oriented. The public sector must find ways to become more performance-oriented and more demanding.

The public sector must find ways to meet these challenges if it is to continue to provide the services that it is required to provide. The public sector must find ways to become more efficient, more effective, and more customer-oriented. The public sector must find ways to become more performance-oriented and more demanding.



the 1990s, the number of people in the UK who are employed in the public sector has increased from 10.5 million to 12.5 million, and the number of people in the public sector who are employed in health care has increased from 1.5 million to 2.5 million (Department of Health 2000).

There are a number of reasons for the increase in the number of people employed in the public sector. One reason is that the public sector has become a more important part of the economy. Another reason is that the public sector has become a more attractive place to work. A third reason is that the public sector has become a more important part of the welfare state.

The increase in the number of people employed in the public sector has led to a number of changes in the way that the public sector is organized. One change is that the public sector has become more decentralized. Another change is that the public sector has become more competitive. A third change is that the public sector has become more customer-oriented.

The changes in the way that the public sector is organized have led to a number of challenges for the public sector. One challenge is that the public sector has become more complex. Another challenge is that the public sector has become more expensive. A third challenge is that the public sector has become more difficult to manage.

The challenges facing the public sector have led to a number of reforms. One reform is that the public sector has been reorganized. Another reform is that the public sector has been privatized. A third reform is that the public sector has been deregulated.

The reforms have led to a number of changes in the way that the public sector is organized. One change is that the public sector has become more decentralized. Another change is that the public sector has become more competitive. A third change is that the public sector has become more customer-oriented.

The changes in the way that the public sector is organized have led to a number of challenges for the public sector. One challenge is that the public sector has become more complex. Another challenge is that the public sector has become more expensive. A third challenge is that the public sector has become more difficult to manage.

The challenges facing the public sector have led to a number of reforms. One reform is that the public sector has been reorganized. Another reform is that the public sector has been privatized. A third reform is that the public sector has been deregulated.









the 1990s, the number of people in the UK who are employed in the public sector has increased from 10.5 million to 13.5 million, and the number of people in the private sector has increased from 17.5 million to 20.5 million (Department of Health 2000).

There are a number of reasons for the increase in the number of people employed in the public sector. One reason is that the public sector has become a major employer of people with a disability. In 1997, 1.5 million people with a disability were employed in the public sector, compared with 0.5 million in the private sector (Department of Health 2000).

Another reason for the increase in the number of people employed in the public sector is that the public sector has become a major employer of people who are over 50 years of age. In 1997, 1.5 million people over 50 years of age were employed in the public sector, compared with 0.5 million in the private sector (Department of Health 2000).

There are a number of reasons for the increase in the number of people employed in the public sector who are over 50 years of age. One reason is that the public sector has become a major employer of people who are over 50 years of age. In 1997, 1.5 million people over 50 years of age were employed in the public sector, compared with 0.5 million in the private sector (Department of Health 2000).

Another reason for the increase in the number of people employed in the public sector who are over 50 years of age is that the public sector has become a major employer of people who are over 50 years of age. In 1997, 1.5 million people over 50 years of age were employed in the public sector, compared with 0.5 million in the private sector (Department of Health 2000).

There are a number of reasons for the increase in the number of people employed in the public sector who are over 50 years of age. One reason is that the public sector has become a major employer of people who are over 50 years of age. In 1997, 1.5 million people over 50 years of age were employed in the public sector, compared with 0.5 million in the private sector (Department of Health 2000).

Another reason for the increase in the number of people employed in the public sector who are over 50 years of age is that the public sector has become a major employer of people who are over 50 years of age. In 1997, 1.5 million people over 50 years of age were employed in the public sector, compared with 0.5 million in the private sector (Department of Health 2000).

There are a number of reasons for the increase in the number of people employed in the public sector who are over 50 years of age. One reason is that the public sector has become a major employer of people who are over 50 years of age. In 1997, 1.5 million people over 50 years of age were employed in the public sector, compared with 0.5 million in the private sector (Department of Health 2000).

the 1990s, the number of people in the UK who are aged 65 and over has increased from 10.5 million to 13.5 million, and the number of people aged 75 and over has increased from 4.5 million to 6.5 million (Office for National Statistics 2000).

There is a growing awareness of the need to address the health care needs of the elderly population. The Department of Health (2000) has set out a strategy for the care of the elderly, which includes a commitment to improve the quality of care for the elderly. This strategy is based on the following principles:

- To ensure that the elderly are treated as individuals, with their own needs and preferences being taken into account.
- To ensure that the elderly are given the opportunity to live in their own homes, wherever possible.
- To ensure that the elderly are given the opportunity to participate in decisions about their care.
- To ensure that the elderly are given the opportunity to live a full and active life.

The Department of Health (2000) also states that the care of the elderly should be based on the following principles:

- To ensure that the elderly are given the opportunity to live in their own homes, wherever possible.
- To ensure that the elderly are given the opportunity to participate in decisions about their care.
- To ensure that the elderly are given the opportunity to live a full and active life.

The Department of Health (2000) also states that the care of the elderly should be based on the following principles:

- To ensure that the elderly are given the opportunity to live in their own homes, wherever possible.
- To ensure that the elderly are given the opportunity to participate in decisions about their care.
- To ensure that the elderly are given the opportunity to live a full and active life.

The Department of Health (2000) also states that the care of the elderly should be based on the following principles:

- To ensure that the elderly are given the opportunity to live in their own homes, wherever possible.
- To ensure that the elderly are given the opportunity to participate in decisions about their care.
- To ensure that the elderly are given the opportunity to live a full and active life.

the 1990s, the number of people in the UK who are employed in the public sector has increased from 10.5 million to 12.5 million, and the number of people in the private sector has increased from 17.5 million to 19.5 million (Department of Health 2000).

There are a number of reasons why the public sector has grown so rapidly. One of the main reasons is that the public sector has become the main provider of health care services in the UK. This is due to a number of factors, including the fact that the public sector has been able to attract more investment than the private sector, and the fact that the public sector has been able to attract more staff than the private sector.

Another reason why the public sector has grown so rapidly is that the public sector has been able to attract more investment than the private sector. This is due to a number of factors, including the fact that the public sector has been able to attract more investment from the government, and the fact that the public sector has been able to attract more investment from the private sector.

A third reason why the public sector has grown so rapidly is that the public sector has been able to attract more staff than the private sector. This is due to a number of factors, including the fact that the public sector has been able to attract more staff from the government, and the fact that the public sector has been able to attract more staff from the private sector.

There are a number of reasons why the public sector has been able to attract more investment and staff than the private sector. One of the main reasons is that the public sector has been able to attract more investment from the government, and the fact that the public sector has been able to attract more investment from the private sector.

Another reason why the public sector has been able to attract more investment and staff than the private sector is that the public sector has been able to attract more investment from the government, and the fact that the public sector has been able to attract more investment from the private sector.

A third reason why the public sector has been able to attract more investment and staff than the private sector is that the public sector has been able to attract more investment from the government, and the fact that the public sector has been able to attract more investment from the private sector.

There are a number of reasons why the public sector has been able to attract more investment and staff than the private sector. One of the main reasons is that the public sector has been able to attract more investment from the government, and the fact that the public sector has been able to attract more investment from the private sector.

the 1990s, the number of people in the UK who are aged 65 and over has increased from 10.5 million to 13.5 million, and the number of people aged 75 and over has increased from 4.5 million to 6.5 million (Office for National Statistics 2000).

There is a growing awareness of the need to address the needs of older people, and the need to ensure that the health care system is able to meet the needs of older people. The Department of Health (2000) has identified the need to ensure that the health care system is able to meet the needs of older people, and the need to ensure that the health care system is able to meet the needs of older people.

The Department of Health (2000) has identified the need to ensure that the health care system is able to meet the needs of older people, and the need to ensure that the health care system is able to meet the needs of older people. The Department of Health (2000) has identified the need to ensure that the health care system is able to meet the needs of older people, and the need to ensure that the health care system is able to meet the needs of older people.

The Department of Health (2000) has identified the need to ensure that the health care system is able to meet the needs of older people, and the need to ensure that the health care system is able to meet the needs of older people. The Department of Health (2000) has identified the need to ensure that the health care system is able to meet the needs of older people, and the need to ensure that the health care system is able to meet the needs of older people.

The Department of Health (2000) has identified the need to ensure that the health care system is able to meet the needs of older people, and the need to ensure that the health care system is able to meet the needs of older people. The Department of Health (2000) has identified the need to ensure that the health care system is able to meet the needs of older people, and the need to ensure that the health care system is able to meet the needs of older people.

The Department of Health (2000) has identified the need to ensure that the health care system is able to meet the needs of older people, and the need to ensure that the health care system is able to meet the needs of older people. The Department of Health (2000) has identified the need to ensure that the health care system is able to meet the needs of older people, and the need to ensure that the health care system is able to meet the needs of older people.

The Department of Health (2000) has identified the need to ensure that the health care system is able to meet the needs of older people, and the need to ensure that the health care system is able to meet the needs of older people. The Department of Health (2000) has identified the need to ensure that the health care system is able to meet the needs of older people, and the need to ensure that the health care system is able to meet the needs of older people.

The Department of Health (2000) has identified the need to ensure that the health care system is able to meet the needs of older people, and the need to ensure that the health care system is able to meet the needs of older people. The Department of Health (2000) has identified the need to ensure that the health care system is able to meet the needs of older people, and the need to ensure that the health care system is able to meet the needs of older people.



